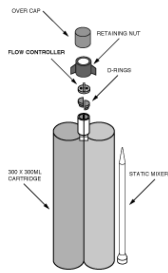
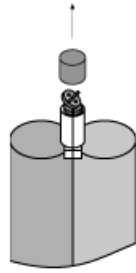


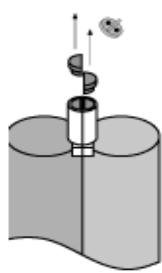
Instructions



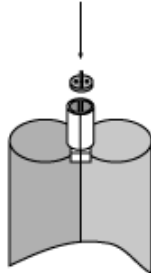
Cartridge Assembly



Remove label holding flow restrictor



Remove D Plugs



Place Flow Restrictor over openings

Asphalt Welder 5 Minute Repair Kit

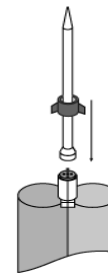
Asphalt Welder is a low viscosity, fast reacting urethane polymer that works well for asphalt repairs because, as a very thin liquid, it can penetrate into small cracks and form a high strength adhesive bond between broken structures. It will flow underneath cracked or spalled asphalt and seal the base against further erosion, as well as act to waterproof and seal asphalt preventing liquids from streaming under the asphalt and creating voids. It has excellent chemical resistance to oils, hydraulic fluids, gasoline, salts, and antifreeze. It is also safe to use as it contains no solvents, has no odor, and a very low toxicity.

STORAGE: DO Not Freeze; Store below 90° F. Warm Cold Materials before using; Maintain material temperature at 50° F minimum during use. Cold thickens materials to slow pumping. Materials combined below 50° F will take longer to cure. Contents absorb moisture: Seal opened cartridges tightly for storage.

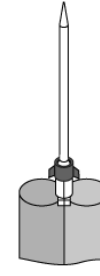
**SOLVENT
FREE**

**600 ML
VOLUME**

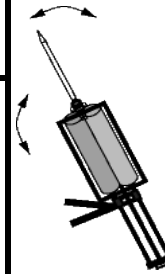
**FAST
CURE TIME**



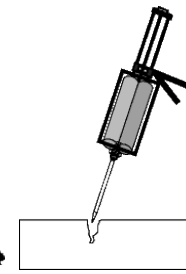
Place retaining nut over Static Mixer and over flow restrictor



Secure Static Mixer on cartridges using retainer nut. Hand tighten only.



Tip upright and pump handle to expel air.



Fill crack or spall by pressing on handle to deliver polymer to crack.

Innovative Products and Services Since 1982 / Rapid Load Bearing Repair Polymers & Slurries
 PH: 1.800.490.5320 ~ 206.774.8777 ~ Fax: 206.219.3740 (WA State Sales)
 PH: 907.562.5755 (Sales & Procurement)
 GeoCHEM Website: <http://www.geocheminc.com>